

Batavia Lettuce

Batavia · Green

LENY

HR: Bl: 16, 19, 21, 23, Nr: 0; IR: LMV: 1.

- ▶ large, very heavy heads with bright, light green colour
- ▶ half-open head formation with best keeping quality on the field
- ▶ very robust against mildew
- ▶ crispy lettuce, for open field and greenhouse cultivation



MOZART

HR: Bl: 16 – 28, Nr: 0; IR: LMV: 1.

- ▶ large, head-forming, light green Batavia lettuce with red leaf edge and improved resistance level
- ▶ suitable for year-round cultivation
- ▶ regional speciality



Leny



Mozart

Lollo Lettuce

Lollo Bionda

BARTIMER

HR: Bl: 16 – 19, 21 – 30, 32, 33 EU, Nr: 0; IR: LMV: 1.

- ▶ very vigorous, flat-formed lettuce with well closed base
- ▶ the light-green, medium finely curled leaves are very robust against breakage
- ▶ no tendency to head formation, even in heat
- ▶ robust against bolting and strong against tipburn



Lollo Rossa


SENRORITA

HR: Bl: 16 – 26, 28.

- ▶ well-filled, heavy lettuce with excellent growing power
- ▶ year-round open formation of head, medium-rough curly leaves
- ▶ the strong roots improve the resisting power and cultivation stability



Bartimer



Senorita

Oakleaf Lettuce

Oakleaf · Green

VEREDES

HR: Bl: 16, 17, 19, 21, 23, 32EU, Nr: 0; IR: LMV: 1.

- ▶ medium-large variety, robust against bolting and strong against tipburn
- ▶ the slightly angled, closely overlapping leaves on the stalk base provide better protection against decay from the bottom



Oakleaf · Red

NAVARA

HR: Bl: 16–26, 28, 32EU, Nr: 0; IR: LMV: 1.

- ▶ shiny red, well-filled variety for year-round production
- ▶ red and green parts of foliage are distinctly defined, no colour mottling of the heart leaves
- ▶ very suitable for processing and gastronomy






Veredes



Navara

Butterhead Lettuce

Cultivation Recommendation – for Northwest European climatic conditions –

Variety	Plants/m ²	Jan.	Feb.	March	April	May	June	July	Aug.	Sept.	Oct.	Nov.	Dec.
MAFALDA	9–11			[Light green bar from March to Sept.]									
SYLVESTA	10			[Light green bar from March to Aug.]									
ESTELLE	9–11			[Light green bar from March to Sept.]									
SUSANA 	9–11			[Light green bar from March to Aug.]									
EDOX (red)	10			[Light green bar from March to Sept.]									
LARISSA 	16		[Blue bar]		[Blue bar]						[Blue bar]	[Blue bar]	[Blue bar]
JOHN 	14–16	[Blue bar]	[Blue bar]		[Blue bar]								[Blue bar]


Iceberg Lettuce

Cultivation Recommendation – for Northwest European climatic conditions –

Variety	Plants/m ²	Jan.	Feb.	March	April	May	June	July	Aug.	Sept.	Oct.	Nov.	Dec.
GONDAR	7		[Light green bar]	[Light green bar]	[Light green bar]	[Light green bar]	[Light green bar]		[Light green bar]		[Light green bar]		
TEMPLIN	7–8			[Light green bar]	[Light green bar]	[Light green bar]	[Light green bar]	[Light green bar]	[Light green bar]	[Light green bar]	[Light green bar]		


Batavia Lettuce

Cultivation Recommendation – for Northwest European climatic conditions –

Variety	Plants/m ²	Jan.	Feb.	March	April	May	June	July	Aug.	Sept.	Oct.	Nov.	Dec.
BATAVIA	7–8		[Light green bar]	[Light green bar]	[Light green bar]	[Light green bar]	[Light green bar]	[Light green bar]	[Light green bar]	[Light green bar]	[Light green bar]		
LENY 	16	[Blue bar]	[Blue bar]	[Blue bar]	[Blue bar]				[Blue bar]	[Blue bar]	[Blue bar]	[Blue bar]	[Blue bar]



Lollo Lettuce

Cultivation Recommendation – for Northwest European climatic conditions –

Variety	Plants/m ²	Jan.	Feb.	March	April	May	June	July	Aug.	Sept.	Oct.	Nov.	Dec.
LOLLO	9–11		[Light green bar]	[Light green bar]	[Light green bar]	[Light green bar]	[Light green bar]	[Light green bar]	[Light green bar]	[Light green bar]	[Light green bar]		
BARTIMER 	14–16	[Blue bar]	[Blue bar]	[Blue bar]	[Blue bar]							[Blue bar]	[Blue bar]

Oakleaf Lettuce

Cultivation Recommendation – for Northwest European climatic conditions –

Variety	Plants/m ²	Jan.	Feb.	March	April	May	June	July	Aug.	Sept.	Oct.	Nov.	Dec.
OAKLEAF	11		[Light green bar]	[Light green bar]	[Light green bar]	[Light green bar]	[Light green bar]	[Light green bar]	[Light green bar]	[Light green bar]	[Light green bar]		
NAVARA 	16	[Blue bar]	[Blue bar]	[Blue bar]	[Blue bar]				[Blue bar]	[Blue bar]	[Blue bar]	[Blue bar]	[Blue bar]
VEREDES 	16	[Blue bar]	[Blue bar]	[Blue bar]	[Blue bar]				[Blue bar]	[Blue bar]	[Blue bar]	[Blue bar]	[Blue bar]

Romaine Lettuce

Cultivation Recommendation – for Northwest European climatic conditions –

Variety	Plants/m ²	Jan.	Feb.	March	April	May	June	July	Aug.	Sept.	Oct.	Nov.	Dec.
TANTAN	14–16		[Light green bar]	[Light green bar]	[Light green bar]	[Light green bar]	[Light green bar]	[Light green bar]	[Light green bar]	[Light green bar]	[Light green bar]		

 planting (open field)
  harvest (open field)
  planting (greenhouse) 
  harvest (greenhouse) 
  excellent seedling quality

Note: Depending on climate, location and cultivation, recommendations can differ from above diagrams.